

BARRO Ceramic



ames

BARRO

Ceramic



Product type

Ceramic Objects

Materials

Black ceramic

Colours

black
red

Country of origin

Colombia

Place of use

Commercial and
Residential

Environment

Indoor and outdoor

Customise product

Please contact
shop@amesliving.de
for bespoke version

Design and inspiration

The Barro vases and trays are a collection of unique and high-quality ceramics made entirely by hand – from the clay digging to the application of the finishing glaze. All pieces have been designed by Sebastian Herkner, who was inspired by the antique jewellery exhibited in the Museo del Oro in Bogotá. The result is a rustic-elegant series, available in a rich black or earthy terracotta, perfect to create an eye-catching table setting or decorative arrangement on a sideboard.

About the designer

German designer Sebastian Herkner is a long-term collaborator of ames and has visited Colombia multiple times to experience the country's cities, nature and people first hand. He also visited many of the ateliers that ames has partnered with to learn about the unique traditional crafts of Colombia's regions. A sought-after contemporary designer and recipient of many industry awards, he has worked with many international design brands, creating intriguing pieces that showcase his intuition for interesting material, colour and texture combinations.

BARRO Ceramic



BARRO Ceramic



BARRO Tray 1 & 2

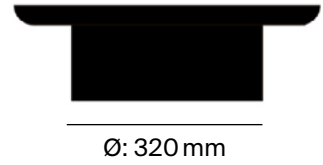
Technical Specifications

Barro Tray 1



Ø: 250 mm

H:
90 mm



Ø: 320 mm

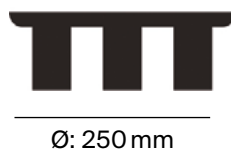
H:
100 mm



Ø: 440 mm

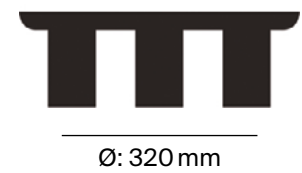
H:
150 mm

Barro Tray 2



Ø: 250 mm

H:
90 mm



Ø: 320 mm

H:
100 mm



Ø: 440 mm

H:
150 mm

Dimensions (mm)

Tray 1 & 2

Mini

Height: 90

Ø: 250

Small

Height: 100

Ø: 320

Large

Height: 150

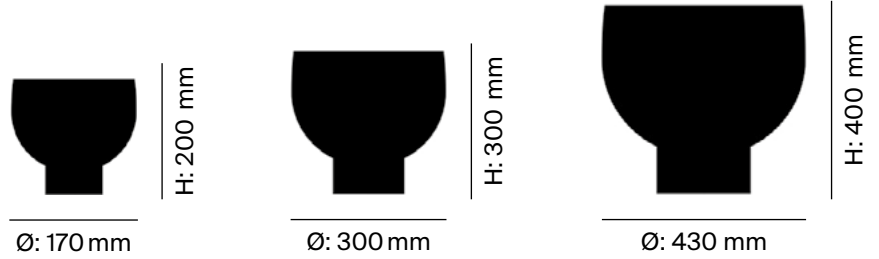
Ø: 440

BARRO

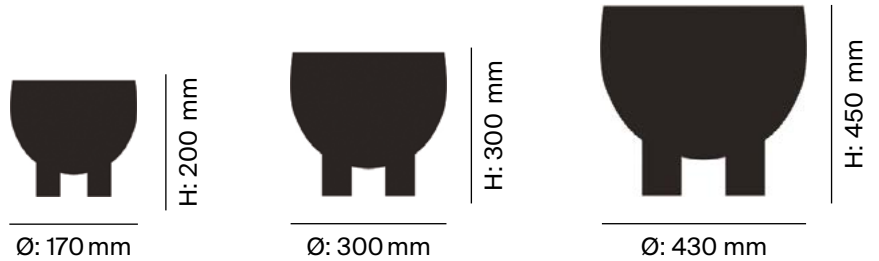
Pot 1 & 2, Vase

Technical Specifications

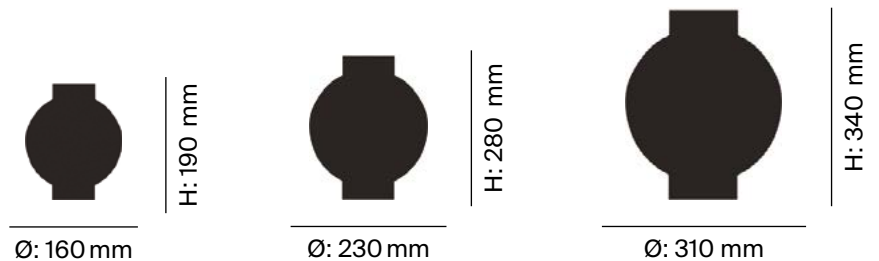
Barro Pot 1



Barro Pot 2



Barro Vase



Dimensions (mm)

Pot 1

Mini

Height: 200

Ø: 170

Small

Height: 300

Ø: 300

Large

Height: 400

Ø: 430

Pot 2

Mini

Height: 200

Ø: 170

Small

Height: 300

Ø: 300

Large

Height: 450

Ø: 430

Vase

Mini

Height: 190

Ø: 160

Small

Height: 280

Ø: 230

Large

Height: 340

Ø: 310

BARRO Ceramic



BARRO Ceramic

Technical Specifications

Packaging dimensions

(H x W x D) (mm)

Tray 1 & 2

Mini

300 x 300 x 300

Small

538 x 538 x 260

Large

538 x 538 x 260

Pot 1 & 2 & Vase

Mini

300 x 300 x 300

Small

538 x 538 x 400

Large

538 x 538 x 550

Item weight (kg)

Tray 1 & 2

Mini

2

Small

2,2

Large

5,4

Pot 1

Mini

2

Small

5,4

Large

9

Pot 2

Mini

2

Small

4,5

Large

12,3

Vase

Mini

2

Small

3,6

Large

5,4

Craft and manufacturing

All our Barro products are made using techniques that can be traced back to pre-hispanic times, to the indigenous Pijaos and Panches people. From digging the naturally black clay to applying the finishing glaze, each step of the process is done entirely by hand.

Ames has partnered with two family-owned businesses in Tolima, a province that has been Colombia's centre for ceramic production for hundreds of years. A community of over 300 families work for these workshops, with specialists for each production stage.

The clay, which is being dug out by hand, is naturally black in this part of Colombia. In the workshops, the artisans use corn husks to shape the pieces. For the terracotta pieces, a liquid clay sourced from a region by the Rio Magdalena is then applied onto the vessels. This clay is rich in iron, hence the red colour.

Once water and clay have been mixed, the mixture is left to dry in the sun. This natural process requires stable weather conditions and air temperatures of more than 35 degrees Celsius. This is followed by the burnishing process during which the craftspeople polish the ceramic with quartzstones to give them their deep lustre. Finally, they are dried again in the sun before they are stored in open depot where they are smoked by burning horse manure.

Care instructions

All our ceramics are watertight as they are glazed internally. Please be careful leaving them outdoors during cold weather as internal cracks could appear. You can use the Barro Dining series to serve hot and cold dishes and can be used to cook. They should not be put in the oven or the microwave.

We recommend using a heat diffuser on a non-gas stove. The ceramics are not dishwasher-safe and should only be hand-washed. If you want to use the Barro pots as planters, do not put soil or compost directly into the vessel. The pots don't have a hole in the bottom, and the pressure of soil and water can break them. We recommend putting the plant in a smaller plastic pot and placing it onto a small plate on the bottom of the pot.

BARRO

Tray 1



black
00ABAFTRM



red
00ABAFTRNM



black
00ABAFTRS



red
00ABAFTRNS



black
00ABAFTRL



red
00ABAFTRNL

BARRO

Tray 2



black
00ABATTRM



red
00ABAFTRNM



black
00ABATTRS



red
00ABATTRNS



black
00ABATTRL



red
00ABATTRNL

BARRO

Pot 1



black
00ABATP1M



red
00ABATP1NM



black
00ABATP1S



red
00ABATP1NS



black
00ABATP1L



red
00ABATP1NL

BARRO

Pot 2



black
00ABATP2M



red
00ABATP2NM



black
00ABATP2S



red
00ABATP2NS



black
00ABATP2L



red
00ABATP2NL

BARRO

Vase



black
OOABATVM



red
OOABATVNM



black
OOABATVS



red
OOABATVNS



black
OOABATVL



red
OOABATVNL