

# BARRO Ceramic



ames

# BARRO

## Ceramic



### Product type

Ceramic Objects

### Materials

Black ceramic

### Colours

black  
red

### Country of origin

Colombia

### Place of use

Commercial and  
Residential

### Environment

Indoor and outdoor

### Customise product

Please contact  
shop@amesliving.de  
for bespoke version

### Design and inspiration

The Barro vases and trays are a collection of unique and high-quality ceramics made entirely by hand – from the clay digging to the application of the finishing glaze. All pieces have been designed by Sebastian Herkner, who was inspired by the antique jewellery exhibited in the Museo del Oro in Bogotá. The result is a rustic-elegant series, available in a rich black or earthy terracotta, perfect to create an eye-catching table setting or decorative arrangement on a sideboard.

### About the designer

German designer Sebastian Herkner is a long-term collaborator of ames and has visited Colombia multiple times to experience the country's cities, nature and people first hand. He also visited many of the ateliers that ames has partnered with to learn about the unique traditional crafts of Colombia's regions. A sought-after contemporary designer and recipient of many industry awards, he has worked with many international design brands, creating intriguing pieces that showcase his intuition for interesting material, colour and texture combinations.

# BARRO Ceramic





# BARRO Ceramic



# BARRO Tray 1 & 2

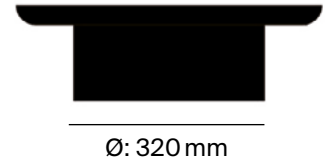
## Technical Specifications

Barro Tray 1



Ø: 250 mm

H:  
90 mm



Ø: 320 mm

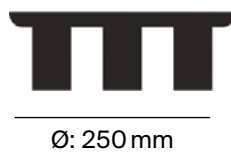
H:  
100 mm



Ø: 440 mm

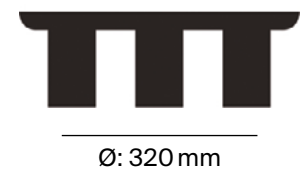
H:  
150 mm

Barro Tray 2



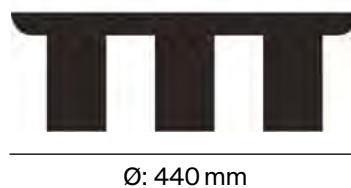
Ø: 250 mm

H:  
90 mm



Ø: 320 mm

H:  
100 mm



Ø: 440 mm

H:  
150 mm

### Dimensions (mm)

Tray 1 & 2

Mini

Height: 90

Ø: 250

Small

Height: 100

Ø: 320

Large

Height: 150

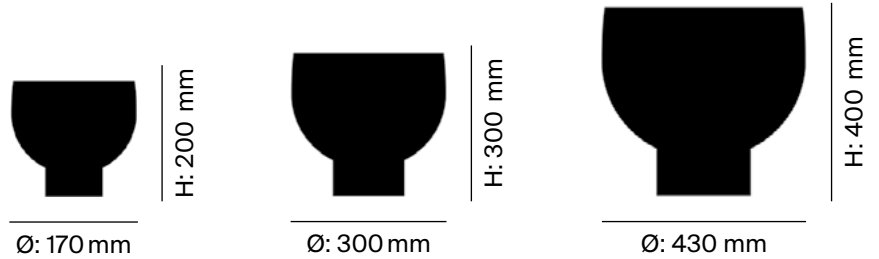
Ø: 440

# BARRO

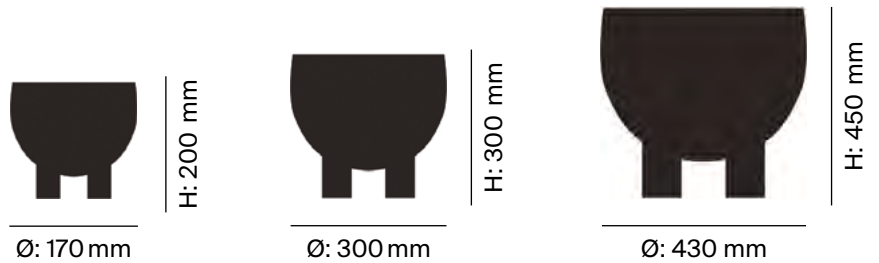
## Pot 1 & 2, Vase

## Technical Specifications

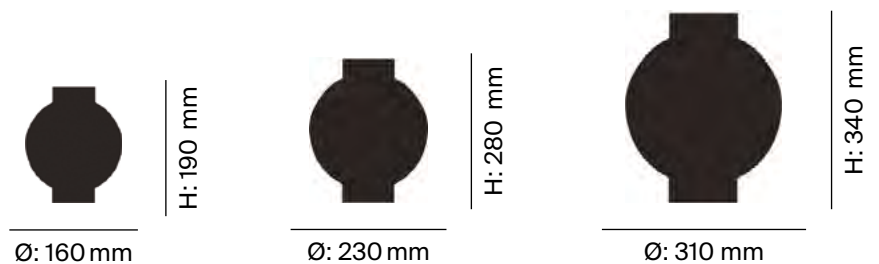
Barro Pot 1



Barro Pot 2



Barro Vase



### Dimensions (mm)

#### Pot 1

Mini

Height: 200

Ø: 170

Small

Height: 300

Ø: 300

Large

Height: 400

Ø: 430

#### Pot 2

Mini

Height: 200

Ø: 170

Small

Height: 300

Ø: 300

Large

Height: 450

Ø: 430

#### Vase

Mini

Height: 190

Ø: 160

Small

Height: 280

Ø: 230

Large

Height: 340

Ø: 310

# BARRO Ceramic





# BARRO Ceramic

## Technical Specifications

### Packaging dimensions

#### (H x W x D) (mm)

Tray 1 & 2

Mini

300 x 300 x 300

Small

538 x 538 x 260

Large

538 x 538 x 260

Pot 1 & 2 & Vase

Mini

300 x 300 x 300

Small

538 x 538 x 400

Large

538 x 538 x 550

### Item weight (kg)

Tray 1 & 2

Mini

2

Small

2,2

Large

5,4

Pot 1

Mini

2

Small

5,4

Large

9

Pot 2

Mini

2

Small

4,5

Large

12,3

Vase

Mini

2

Small

3,6

Large

5,4

### Craft and manufacturing

All our Barro products are made using techniques that can be traced back to pre-hispanic times, to the indigenous Pijaos and Panche people. From digging the naturally black clay to applying the finishing glaze, each step of the process is done entirely by hand.

Ames has partnered with two family-owned businesses in Tolima, a province that has been Colombia's centre for ceramic production for hundreds of years. A community of over 300 families work for these workshops, with specialists for each production stage.

The clay, which is being dug out by hand, is naturally black in this part of Colombia. In the workshops, the artisans use corn husks to shape the pieces. For the terracotta pieces, a liquid clay sourced from a region by the Rio Magdalena is then applied onto the vessels. This clay is rich in iron, hence the red colour.

Once water and clay have been mixed, the mixture is left to dry in the sun. This natural process requires stable weather conditions and air temperatures of more than 35 degrees Celsius. This is followed by the burnishing process during which the craftspeople polish the ceramic with quartzstones to give them their deep lustre. Finally, they are dried again in the sun before they are stored in open depot where they are smoked by burning horse manure.

### Care instructions

All our ceramics are watertight as they are glazed internally. Please be careful leaving them outdoors during cold weather as internal cracks could appear. You can use the Barro Dining series to serve hot and cold dishes and can be used to cook. They should not be put in the oven or the microwave.

We recommend using a heat diffuser on a non-gas stove. The ceramics are not dishwasher-safe and should only be hand-washed. If you want to use the Barro pots as planters, do not put soil or compost directly into the vessel. The pots don't have a hole in the bottom, and the pressure of soil and water can break them. We recommend putting the plant in a smaller plastic pot and placing it onto a small plate on the bottom of the pot.



# BARRO

## Tray 1



black  
00ABAFTRM



red  
00ABAFTRNM



black  
00ABAFTRS



red  
00ABAFTRNS



black  
00ABAFTRL



red  
00ABAFTRNL

# BARRO

## Tray 2



black  
00ABATTRM



red  
00ABAFTRNM



black  
00ABATTRS



red  
00ABATTRNS



black  
00ABATTRL



red  
00ABATTRNL

# BARRO

## Pot 1



black  
00ABATP1M



red  
00ABATP1NM



black  
00ABATP1S



red  
00ABATP1NS



black  
00ABATP1L



red  
00ABATP1NL

# BARRO

## Pot 2



black  
00ABATP2M



red  
00ABATP2NM



black  
00ABATP2S



red  
00ABATP2NS



black  
00ABATP2L



red  
00ABATP2NL



# BARRO

## Vase



black  
00ABATVM



red  
00ABATVNM



black  
00ABATVS



red  
00ABATVNS



black  
00ABATVL



red  
00ABATVNL