

BARRO Dining



ames

BARRO

Dining



Product type

Ceramic Tableware

Materials

Black ceramic

Colours

black

Country of origin

Colombia

Place of use

Commercial and
Residential

Environment

Indoor

Customise product

Please contact
shop@amesliving.de
for bespoke version

Design and inspiration

The Barro Dining plates and bowls are a collection of unique and high-quality ceramics made entirely by hand – from the clay digging to the application of the finishing glaze. All pieces have been designed by Sebastian Herkner, who was inspired by the antique jewellery exhibited in the Museo del Oro in Bogotá. The result is a rustic-elegant dinnerware series of vases, bowls and pots that bring beautiful craftsmanship to your dinner table.

About the designer

German designer Sebastian Herkner is a long-term collaborator of ames and has visited Colombia multiple times to experience the country's cities, nature and people first hand. He also visited many of the ateliers that ames has partnered with to learn about the unique traditional crafts of Colombia's regions. A sought-after contemporary designer and recipient of many industry awards, he has worked with many international design brands, creating intriguing pieces that showcase his intuition for interesting material, colour and texture combinations.

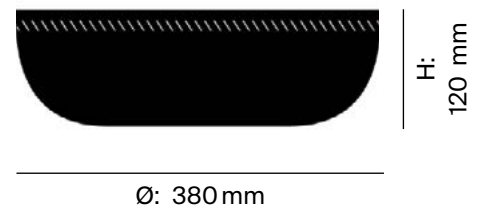
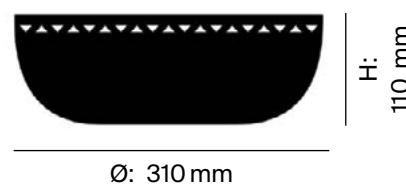
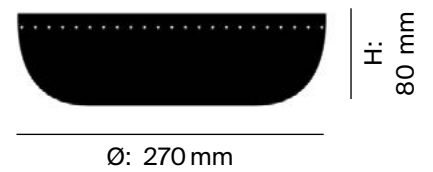
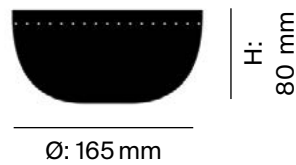
BARRO Dining



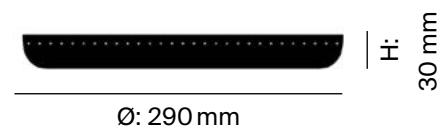
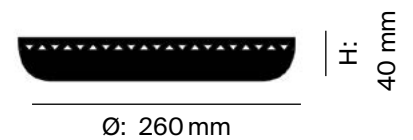
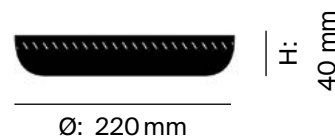
BARRO Dining

Technical Specifications

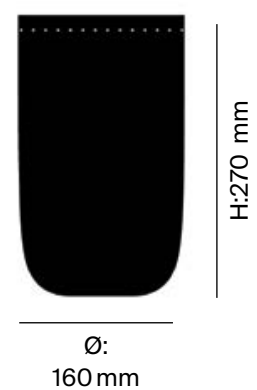
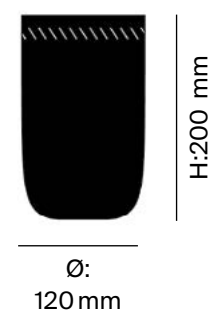
Dining Bowl



Dining Plate



Barro Vase



Dimensions (mm)

Bowl

Mini

Height: 80

Ø: 165

Small

Height: 80

Ø: 270

Medium

Height: 110

Ø: 310

Large

Height: 120

Ø: 380

Plate

Small

Height: 40

Ø: 220

Medium

Height: 40

Ø: 260

Large

Height: 30

Ø: 290

Vase 1

Height: 200

Ø: 120

Vase 2

Height: 270

Ø: 160

BARRO Dining

Technical Specifications

Packaging dimensions (H x W x D) (mm)

Bowl

Mini

255 x 255 x 185

Small

350 x 350 x 150

Medium

350 x 35 x 150

Large

455 x 455 x 145

Plate

Small

255 x 255 x 185

Medium

350 x 350 x 150

Large

350 x 350 x 150

Barro Dining Vase 1

255 x 255 x 185

Barro Dining Vase 2

280 x 180 x 170

Item weight (kg)

Bowl

Mini

0,5

Small

1,66

Medium

1,96

Large

2,3

Plate

Small

0,7

Medium

1,1

Large

1,2

Vase 1

1,5

Vase 2

2,6



Craft and manufacturing

All our Barro products are made using techniques that can be traced back to pre-hispanic times, to the indigenous Pijaos and Panches people. From digging the naturally black clay to applying the finishing glaze, each step of the process is done entirely by hand.

Ames has partnered with two family-owned businesses in Tolima, a province that has been Colombia's centre for ceramic production for hundreds of years. A community of over 300 families work for these workshops, with specialists for each production stage.

The clay, which is being dug out by hand, is naturally black in this part of Columbia. In the workshops, the artisans use corn husks to shape the pieces. For the terracotta pieces, a liquid clay sourced from a region by the Rio Magdalena is then applied onto the vessels. This clay is rich in iron, hence the red colour.

Once water and clay have been mixed, the mixture is left to dry in the sun. This natural process requires stable weather conditions and air temperatures of more than 35 degrees Celsius. This is followed by the burnishing process during which the craftspeople polish the ceramic with quartz-stones to give them their deep lustre. Finally, they are dried again in the sun before they are stored in open depot where they are smoked by burning horse manure.

Care instructions

All our ceramics are watertight as they are glazed internally. Please be careful leaving them outdoors during cold weather as internal cracks could appear. You can use the Barro Dining series to serve hot and cold dishes and can be used to cook. They should not be put in the oven or the microwave.

We recommend using a heat diffuser on a non-gas stove. The ceramics are not dishwasher-safe and should only be hand-washed. If you want to use the Barro pots as planters, do not put soil or compost directly into the vessel. The pots don't have a hole in the bottom, and the pressure of soil and water can break them. We recommend putting the plant in a smaller plastic pot and placing it onto a small plate on the bottom of the pot.

BARRO

Dining Bowl, Plate, Vase

Bowl Mini



black
00ABADCB

Bowl Small



black
00ABADSBS

Bowl Medium



black
00ABADSBM

Bowl Large



black
00ABADSBL

Plate Small



black
00ABADPL2

Plate Medium



black
00ABADPL4

Plate Large



black
00ABADPL5

Vase 1



black
00ABADV1

Vase 2



black
00ABADV2