

COYAR Vase



ames

COYAR

Vase



Product type

Wall Mirror

Materials

Heat-resistant black ceramic, Fibres from Jipi palm leaves fibres

Colours

black/raw natural
black/purple red
black/beige red

Country of origin

Colombia

Place of use

Commercial and
Residential

Environment

Indoor

Customise product

Please contact
shop@amesliving.de
for bespoke version

Design and inspiration

The voluptuous Coyar Vase showcases the beauty of Colombian pottery and adds with its deep black shimmer an intense contrast to any room. Designer Cristina Celestino was inspired by Mucuras, the traditional ceramic vessels popular in Latin America, praising the shape of the female body. These were for example used as carafes and their origins can be traced back to pre-colonial times. The vases are also available with a hand-woven collar and come in four sizes.

About the designer

Cristina Celestino is one of the most prolific contemporary Italian designers. Her products and interiors share a softness, often defined by curved lines, a love for pastel hues and subtle links to Italy's rich design heritage. She graduated from the school of architecture at IUAV University of Venice in 2005 and started working as an interior and furniture designer.

COYAR

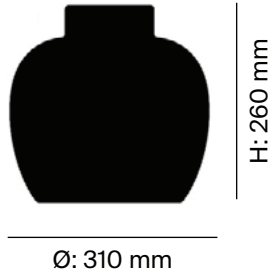
Vase




COYAR Vase

Technical Specifications


Vase 1



Collo



Vase 2



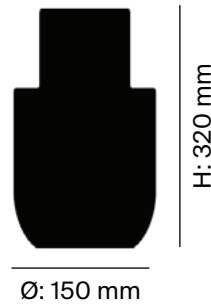
Collo



Dimensions (mm)

Vase 1
Height: 260
Ø: 310
Vase 2
Height: 300
Ø: 200
Vase 3
Height: 320
Ø: 150
Vase 4
Height: 240
Ø: 220

Vase 3



Collo 1



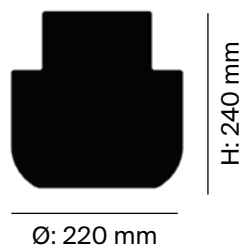
Collo 2



Packaging dimensions (H x W x D) (mm)

Vase 1
310 x 310 x 310
Vase 2
310 x 310 x 310
Vase 3
310 x 310 x 470
Vase 4
310 x 310 x 310

Vase 4



Collo 1



Collo 2



Item weight (kg)

Vase 1
6,6
Vase 2
3,9
Vase 3
3,2
Vase 4
4

COYAR Vase

Technical Specifications



Craft and manufacturing

“Ames collaborates for the production of the Coyar vases with two family-owned businesses based in Tolima, a Colombian province that’s been a centre for pottery making and ceramic production for over 300 years. Their workshops employ more than 70 people, many of them are family members, with specialists for each production stage – from clay digging to kiln firing to polishing.

One of the few tools the makers use – most of the work is done by hand – are corn husks. Once water and clay have been mixed, the mixture is simply left to dry in the sun. This natural process requires stable weather conditions and air temperatures of more than 35 degrees Celsius. The dark glaze is applied to the vases before they go into a kiln that’s fired by wood. As the last step, the pieces are polished with semi-precious stones to create a subtle shimmer. The preparation of the clay alone takes ten days and it takes twelve more days until the vase is made.”

Care instructions

Protect from damp conditions and only use indoors. Clean with a dry cloth, do not use water or any chemical cleaning products on the frame. The mirror glass can be wiped down with standard glass cleaners. To protect the colours, avoid exposing the product to direct sunlight over long periods.

COYAR

Vase 1, Vase 2



black/raw natural
00AVCC1-1A



black/purple red
00AVCC1-1C



black/beige red
00AVCC1-1D



black/raw natural
00AVCC2-1A



black/purple red
00AVCC2-1C



black/beige red
00AVCC2-1D

COYAR

Vase 3



black/raw natural
00AVCC3-1A



black/purple red
00AVCC3-1C



black/beige red
00AVCC3-1D



black/raw natural
00AVCC3-2A



black/purple red
00AVCC3-2C



black/beige red
00AVCC3-2D

COYAR

Vase 4



black/raw natural
00AVCC4-1A



black/purple red
00AVCC4-1C



black/beige red
00AVCC4-1D



black/raw natural
00AVCC4-2A



black/purple red
00AVCC4-2C



black/beige red
00AVCC4-2D